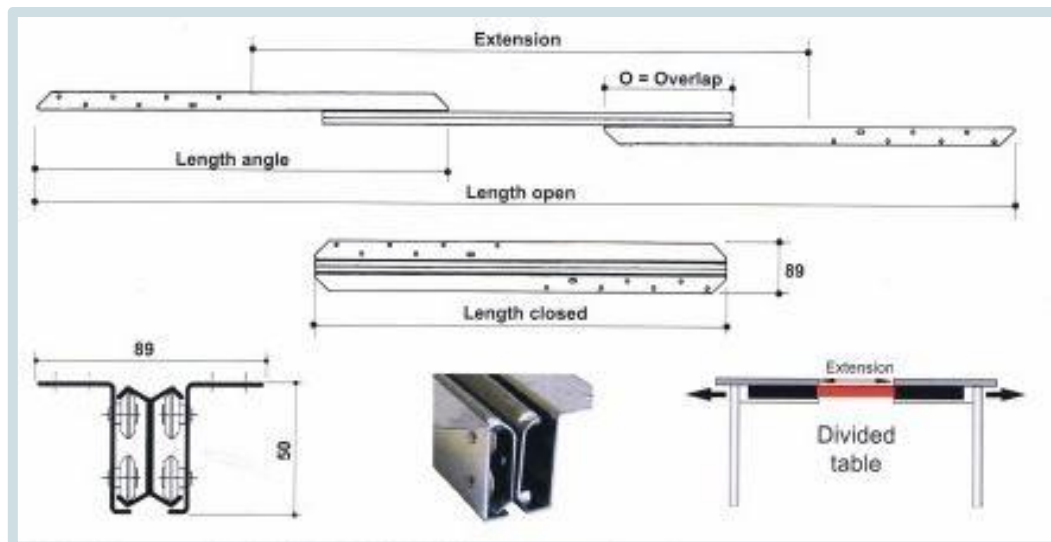


Table slide for divided tables model GQ.

Single extension for 2-3 extension leaves.



GQ-slides are developed for divided tables and are equipped with ball bearing steel rollers

Description	Extension	Length closed	Length angle	Overlap	Weight/pair kg
GQ 54/535 Regel	540	535	535	265	3,6
GQ 50/650 Regel	500	650	650	380	4,7
GQ 95/685 Regel	950	685	685	210	5,5
GQ 105/735 Regel	1050	735	735	210	5,9
GQ 105/825 Regel	1050	825	825	305	6,1
GQ 125/825 Regel	1250	825	825	210	6,1

All measurements are in mm.

We can also make customized table slides.

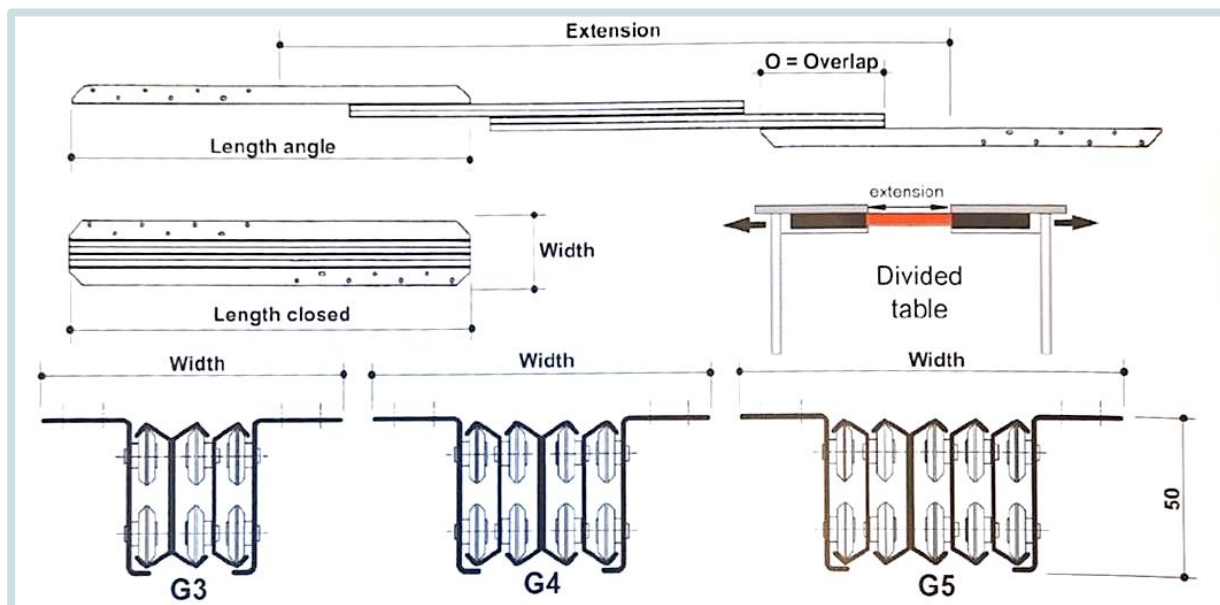
The slides are normally made from galvanized steel plate, but can also be powder coated.

Even balance load = 100kg

GQ-table slides are designed for divided tables, where the slide itself is the only connection part between the sliding boards. The GQ-slide can be equipped with L-angle where the extension leaves can be stored.

Table slide for divided tables model GQ.

Multi extension for 2-8 extension leaves.



GQ-slides are developed for divided tables and are equipped with ball bearing steel rollers

X = 1 support leg XX = 2 support legs (X) = support leg not necessary.

Description	Extension	Width	Length closed	Length angle	Overlap	Weight/pair kg
GQ3 – 95/535 (X) Regel	950	100	535	535	210	4,3
GQ3 – 100/650 (X) Regel	1000	100	650	650	300	5,6
GQ4 – 130/535 (X) Regel	1300	115	535	535	210	5,0
GQ3 – 155/735 (X) Regel	1550	100	735	735	210	7,1
GQ3 – 155/825 (X) Regel	1550	100	825	825	305	7,3
GQ3 – 185/825 X Regel	1850	100	825	825	210	7,3
GQ4 – 205/735 X Regel	2050	115	735	735	210	8,2
GQ4 – 205/825 X Regel	2050	115	825	825	305	8,5
GQ4 – 245/825 X Regel	2450	115	825	825	210	8,5

All measurements are in mm.

We can also make customized table slides.

The slides are normally made from galvanized steel plate, but can also be powder coated.

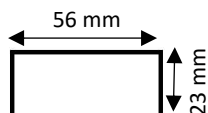
Even balance load = 100kg

GQ-table slides are designed for divided tables, where the slide itself is the only connection part between the sliding boards. The GQ-slide can be equipped with L-angle where the extension leaves can be stored.

PRESS & METALL i Hjo AB

Accessories for tables.

C-channels



C-channels for keeping really massive boards/planks straight over time.

By cutting the wood fibers with a cutter, lowering and attaching the C-channels, you increase the chances of avoiding a cupped or crooked table top.

Our C-channel comes with 6 ramp sleeves and furniture screws.

The C-channels are untreated but can of course be painted.

Each channel has 12 oblong holes to allow the table top to swell and contract with the climate.

Support leg

